











Briggs & Stratton










Instructions on how to use our Quick Reference Charts: First, find the model number. When looking for a Briggs & Stratton model, it is found by the series. Example: If looking for a 96599 you would need to find 96500. After locating the model number, find the part needed across the top. Follow it down to the model number and order that Stens part number.

Model	 Breaker Assembly	 Condenser	 Coil	 Starter Spring	 Carburetor Diaphragm	 Carb. Float Valve	 Carb. Needle & Seat Kit	 Carburetor Repair Kit
60100	450-007	N/A	Note I 460-014 Note N 440-409	155-002	N/A			
80100	450-007	N/A	Note I 460-014 Note N 440-409	155-002	N/A			
80200	450-007	N/A	Note I 460-014 Note N 440-409	155-002	530-006	N/A	525-030	
80300	450-007	N/A	Note I 460-014 Note N 440-409	155-002	N/A	525-014		Note A 520-031
80400	450-007	N/A	Note I 460-014 Note N 440-409	155-002	N/A	525-014		Note A 520-031
81200	450-007	N/A	Note I 460-014 Note N 440-409	155-002	530-006	N/A	525-030	
81300	450-007	N/A	Note I 460-014 Note N 440-409	155-002	N/A	525-014		Note A 520-031
81400	450-007	N/A	Note I 460-014 Note N 440-409	155-002	N/A	525-014		Note A 520-031
82200	N/A	N/A	440-409	155-002	530-006	N/A	525-030	
82300	N/A	N/A	440-409	155-002	N/A	525-014		Note A 520-031
82400	N/A	N/A	440-409	155-002	N/A	525-014		Note A 520-031
82500	450-007	N/A	460-014	155-002	N/A	N/A	525-030	
82900	450-007	N/A	460-014	155-002	530-014	N/A	525-030	
83400	N/A	N/A	440-409	155-002	N/A	525-840		
90700	N/A	N/A	440-409	Note H 155-002	N/A	525-840		
91700	N/A	N/A	440-409	Note H 155-002	N/A	525-840		
92500	450-007	N/A	Note I 460-014 Note N 440-409	Note H 155-002	530-048	N/A	525-030	520-545
92900	450-007	N/A	Note I 460-014 Note N 440-409	Note H 155-002	530-030	N/A	525-030	520-411
93500	450-007	N/A	460-014	Note H 155-002	530-048	N/A	520-098	520-545
93900	N/A	N/A	Note I 460-014 Note N 440-409	Note H 155-002	Note BC 530-030	N/A	520-098	520-411
94500	450-007	N/A	Note I 460-014 Note N 440-409	Note H 155-002	530-048	N/A	520-098	520-545
94900	450-007	N/A	460-014	Note H 155-002	530-030	N/A	525-030	520-411
95500	450-007	N/A	460-014	155-010	530-048	N/A	520-098	520-545
95700	N/A	N/A	440-409	155-002	N/A			
95900	N/A	N/A	440-409	155-002		N/A	N/A	N/A
96500	N/A	N/A	440-409	155-002	530-048	N/A	520-098	520-545
96700	N/A	N/A	440-425	155-002	N/A			
96900	N/A	N/A	440-425	155-002		N/A		
99700	N/A	N/A	440-425	155-725	N/A	525-840		520-516



Briggs & Stratton









Instructions on how to use our Quick Reference Charts: First, find the model number. When looking for a Briggs & Stratton model, it is found by the series. Example: If looking for a 96599 you would need to find 96500. After locating the model number, find the part needed across the top. Follow it down to the model number and order that Stens part number.

 Air Filter/ Pre-Filter	 Head Gasket	 Gasket Set	 Base Gasket	 Flywheel PTO	 Piston & Pin	 Std Chrome	 EX IN	 Std. Rod	Model
Note B 100-511	465-005	480-036	470-005	495-010/ 495-010		500-009	505-107		60100
Note B 100-511	465-005	480-036	470-005	495-010/ 495-010		500-009	505-107	510-016	80100
Note C 100-511	465-005	480-036	470-005	495-010/ 495-010		500-009	505-107	510-016	80200
Note B 100-511	465-005	480-036	470-005	495-010/ 495-010		500-009	505-107	510-016	80300
Note B 100-511	465-005	480-036	470-005	495-010/ 495-010		500-009	505-107	510-016	80400
Note B 100-511	465-005	480-036	470-005	495-010/ 495-010		500-009		510-016	81200
Note B 100-511	465-005	480-036	470-005	495-010/ 495-010		500-009		510-016	81300
Note B 100-511	465-005	480-036	470-005	495-010/ 495-010		500-009		510-016	81400
Note AD 100-214	465-005	480-036	470-005	495-010/ 495-010		500-009		510-016	82200
Note AD 100-214	465-005	480-036	470-005	495-010/ 495-010		500-009		510-016	82300
Note AD 100-214	465-005	480-036	470-005	495-010/ 495-010		500-009		510-016	82400
100-537	465-005	480-036	470-005	495-010/ 495-010		500-009	505-107	510-016	82500
100-537	465-005	480-036	470-005	495-010/ 495-010		500-009	505-107	510-016	82900
102-549 100-442	465-005	480-036	470-005	495-010/ 495-010		500-009	505-107	510-016	83400
102-533/ 100-226	465-013	480-016	470-005	495-010/ 495-010	515-015	500-017/ 500-611	505-107	510-016	90700
102-533/ 100-226	465-013	480-016	470-005	495-010/ 495-002	515-015	500-017/ 500-611	505-107	510-016	91700
Note L 100-529	465-013	480-016	470-005	495-010/ 495-002	515-015	500-017/ 500-611	505-107	510-016	92500
Note L 100-529	465-013	480-016	470-005	495-010/ 495-002	515-015	500-017/ 500-611	505-107	510-016	92900
Note B 100-529	465-013	480-016	470-005	495-010/ 495-002	515-015	500-017/ 500-611	505-107	510-016	93500
102-525	465-013	480-016	470-005	495-010/ 495-002	515-015	500-017/ 500-611	505-107	510-016	93900
100-529	465-013	480-016	470-005	495-010/ 495-002	515-015	500-017/ 500-611	505-107	510-016	94500
100-529	465-013	480-016	470-005	495-010/ 495-002	515-015	500-017/ 500-611	505-107	510-016	94900
100-529	465-013	480-016	470-005	495-010/ 495-002	515-015	500-017/ 500-611	505-107	510-016	95500
102-533/ 100-226								510-016	95700
102-525	465-013	480-016	470-005	495-010/ 495-002	515-015	500-017/ 500-611	505-107	510-016	95900
102-525	465-013	480-016	470-005	495-010/ 495-002	515-015	500-017/ 500-611	505-107	510-016	96500
102-533/ 100-226	465-013							510-016	96700
102-525	465-013	480-016	470-005	495-010/ 495-002	515-015	500-017/ 500-611	505-107	510-016	96900
100-184				495-010/ 495-055					99700



Briggs & Stratton










Instructions on how to use our Quick Reference Charts: First, find the model number. When looking for a Briggs & Stratton model, it is found by the series. Example: If looking for a 96599 you would need to find 96500. After locating the model number, find the part needed across the top. Follow it down to the model number and order that Stens part number.

Model	 Breaker Assembly	 Condenser	 Coil	 Starter Spring	 Carburetor Diaphragm	 Carb. Float Valve	 Carb. Needle & Seat Kit	 Carburetor Repair Kit
100200	450-007	N/A	460-030	155-002	530-006	N/A		
100700	N/A	N/A	Note J		N/A	525-840		
100900	450-007	N/A	460-030	155-002	530-006	N/A	525-030	520-437
110700	N/A	N/A	440-409	Note H 155-002	N/A	525-840		
110900	450-007	N/A	Note I 460-014 Note N 440-409	Note H 155-002	530-030	N/A	525-030	520-411
111200	450-007	N/A	460-014	Note H 155-002	530-006	N/A	525-030	
111700	N/A	N/A	440-409	Note H 155-002	N/A	525-840		
111900	450-007	N/A	460-014	155-002	530-030	N/A	525-030	520-411
112200	N/A	N/A	Note I 460-014 Note N 440-409	155-002	530-006	N/A	525-030	
112700	N/A	N/A	440-409	155-002	N/A	525-840		
112900	N/A	N/A	440-409	155-002	530-030	N/A	520-098	520-411
113900	450-007	N/A	Note I 460-014	Note H 155-002 Note N 440-409	530-030	N/A	520-098	520-411
114700	N/A	N/A	440-409	Note H 155-002	N/A	525-840		
114900	N/A	N/A	440-409	Note H 155-002	530-030	N/A	520-098	520-411
121700	N/A	N/A	440-425	150-991	N/A	525-840		
121800	N/A	N/A	440-425	150-991	N/A	525-840		520-516
122700	N/A	N/A	440-425	150-991	N/A	525-840		
123700	N/A	N/A	440-425	150-991	N/A	525-840		520-516
123800	N/A	N/A	440-425	150-991	N/A	525-840		520-516
124700	N/A	N/A	440-425	150-991	N/A	525-840		
125700	N/A	N/A	440-425	150-991	N/A	525-840		
127700	N/A	N/A	440-425	155-725	N/A	525-840		520-516
127800	N/A	N/A	440-425	155-725	N/A	525-840		520-516
128700	N/A	N/A	440-425	155-725	N/A	525-840		520-516
128800	N/A	N/A	440-425	155-725	N/A	525-840		520-516
130200	450-007	N/A	Note I 460-030 Note N 440-401	155-002	530-006	N/A		
130200	N/A	N/A	440-401	155-002	530-006	N/A	Note ID 520-098	
130400	N/A	N/A	440-401	155-002	N/A	525-014	Note IE 525-030	
130700	N/A	N/A	440-401	155-002	N/A	525-840		



Briggs & Stratton









Instructions on how to use our Quick Reference Charts: First, find the model number. When looking for a Briggs & Stratton model, it is found by the series. Example: If looking for a 96599 you would need to find 96500. After locating the model number, find the part needed across the top. Follow it down to the model number and order that Stens part number.

 Air Filter/ Pre-Filter	 Head Gasket	 Gasket Set	 Base Gasket	 Flywheel PTO	 Piston & Pin	 Std Chrome	 EX IN	 Std. Rod	Model
100-578	465-021	480-028	470-013	495-010/ 495-051					100200
102-541				495-010				510-057	100700
100-578	465-021			495-010/ 495-036					100900
102-533/ 100-226	465-039	480-057	470-005	495-010/ 495-002				510-057	110700
Note B 100-503	465-039	480-057	470-005	495-010/ 495-002				510-057	110900
Note BA 100-511	465-039		470-005					510-057	111200
Note AD 100-214	465-039	480-057	470-005	495-010/ 495-002				510-057	111700
Note BA 100-503	465-039	480-057	470-005	495-010/ 495-002				510-057	111900
Note C 100-511	465-039		470-005	495-010 495-002				510-057	112200
102-533/ 100-226	465-039	480-057	470-005	495-010/ 495-002				510-057	112700
Note AL 100-503	465-039	480-057	470-005	495-010/ 495-002				510-057	112900
100-503	465-039	480-057	470-005	495-010/ 495-002				510-057	113900
Note B 102-533/ 100-226	465-039	480-057	470-005	495-010/ 495-002				510-057	114700
Note AL 100-503	465-039	480-057	470-005	495-010/ 495-002				510-057	114900
102-549/ 100-442	465-029	480-024	470-037	495-010/ 495-055		500-177		510-057	121700
102-549/ 100-442	465-029	480-024	470-037	495-010/ 495-055		500-177		510-057	121800
102-549/ 100-442	465-029	480-024	470-037	495-010/ 495-055		500-177		510-057	122700
102-549/ 100-442	465-029	480-024	470-037	495-010/ 495-055		500-177		510-057	123700
102-549/ 100-442	465-029	480-024	470-037	495-010/ 495-055		500-177		510-057	123800
102-549/ 100-442	465-029	480-024	470-037	495-010/ 495-055		500-177		510-057	124700
102-549/ 100-442	465-029	480-024	470-037	495-010/ 495-055		500-177		510-057	125700
102-549/ 100-442	465-029	480-024	470-037	495-010/ 495-055		500-177		510-057	127700
102-549/ 100-442	465-029	480-024	470-037	495-010/ 495-055		500-177		510-057	127800
102-549/ 100-442	465-029	480-024	470-037	495-010/ 495-055		500-177		510-057	128700
102-549/ 100-442	465-029	480-024	470-037	495-010/ 495-055		500-177		510-057	128800
Note C 100-511	465-021	480-028	470-013	495-010/ 495-051	515-015			510-032	130200
Note C 100-511	465-021	480-028	470-013	495-010/ 495-051	515-015			510-032	130200
Note AD 100-214	465-021	480-028	470-013	495-010/ 495-006	515-015	500-017/ 500-611	505-115/ 505-016	510-032	130400
102-533/ 100-226	465-021	480-042	470-021	495-010/ 495-036	515-015	500-017/ 500-611	505-115/ 505-016	510-032	130-700



Briggs & Stratton










Instructions on how to use our Quick Reference Charts: First, find the model number. When looking for a Briggs & Stratton model, it is found by the series. Example: If looking for a 96599 you would need to find 96500. After locating the model number, find the part needed across the top. Follow it down to the model number and order that Stens part number.

Model	 Breaker Assembly	 Condenser	 Coil	 Starter Spring	 Carburetor Diaphragm	 Carb. Float Valve	 Carb. Needle & Seat Kit	 Carburetor Repair Kit
130900	450-007	N/A	Note I 460-030 Note N 440-401	155-002	530-006	N/A	525-030	520-437
131200	450-007	N/A	Note I 460-030 Note N 440-401	155-002	530-006	N/A	525-030	520-522
131400	450-007	N/A	Note I 460-030 Note N 440-401	155-002	N/A	525-014		
131700	N/A	N/A	440-401	155-002	N/A	525-840	N/A	N/A
131900	450-007	N/A	Note I 460-030 Note N 440-401	155-002	530-006	N/A	525-030	520-437
132200	N/A	N/A	440-401	155-002	530-006	N/A	Note IF 525-030	520-522
132200	N/A	N/A	440-401	155-002	530-006	N/A	Note IG	520-522
132400	N/A	N/A	440-401	155-002	N/A	525-014	N/A	
132900	450-007	N/A	Note I 460-030 Note N 440-401	155-002	530-006	N/A	525-030	520-437
133200	N/A	N/A	440-401	155-725	530-018	N/A		520-522
135200	N/A	N/A	440-401	155-725	530-018	N/A	525-030	520-522
146400		N/A	460-006	155-002	N/A	Note R 525-063	525-246	520-049
146700		N/A	460-006	155-002	N/A	Note R 525-063	525-089	520-049
147400		N/A	460-006	155-002	N/A	Note R 525-063	525-246	520-049
147700		N/A	460-006	155-002	N/A	Note R 525-063	525-089	520-049
170400		N/A	Note I 460-030 Note N 440-401	155-002	N/A	Note R 525-063	525-246	520-049
170400		N/A	Note I 460-006 Note N 440-417	155-002	N/A	Note R 525-063	525-246	Note Y 520-049
170700		N/A	Note I 460-006 Note N 440-417	155-002	N/A	Note R 525-063	Note O 525-089	520-164
171400	N/A	N/A	440-417	155-002	N/A	Note R 525-063	525-246	Note Y 520-049
171700		N/A	460-006	155-002	N/A	Note R 525-063	525-089	520-064
190400	450-007	N/A	460-006	155-002	N/A	Note R 525-063	525-246	520-049
190700	450-007	N/A	Note I 460-006 Note N 440-417	155-002	N/A	Note R 525-063	Note O 525-089	520-164
191700	450-007	N/A	Note I 460-006 Note N 440-417	155-002	N/A	Note R 525-063	Note O 525-089	520-164
192700	N/A	N/A	440-417	155-002	N/A	Note R 525-063	Note O 525-089	520-164
193700	N/A	N/A	440-417	155-002	N/A	Note R 525-063		520-164
194400	N/A	N/A	440-417	155-002	N/A	Note R 525-063	525-246	
194700	N/A	N/A	440-417	155-002	N/A			
195400	N/A	N/A	440-417	155-002	N/A	Note R 525-063	525-246	Note Y 520-049
195700	N/A	N/A	440-417	155-002	N/A			



Briggs & Stratton









Instructions on how to use our Quick Reference Charts: First, find the model number. When looking for a Briggs & Stratton model, it is found by the series. Example: If looking for a 96599 you would need to find 96500. After locating the model number, find the part needed across the top. Follow it down to the model number and order that Stens part number.

 Air Filter/ Pre-Filter	 Head Gasket	 Gasket Set	 Base Gasket	 Flywheel	 Piston & Pin	 Std Chrome	 EX IN	 Std. Rod	Model
				PTO					
Note B 100-552	465-021			495-010/ 495-036	515-015	500-017/ 500-611	505-115/ 505-016	510-032	130900
Note B 100-511	465-021	480-028	470-013	495-010/ 495-051	515-015	500-611	505-016	510-032	131200
Note B	465-021	480-028	470-013	495-010/ 495-006	515-015	500-611	505-016	510-032	131400
102-533 100-226	465-021			495-006/ 495-036	515-015	500-017	505-115/ 505-016	510-032	131700
Note B	465-021			495-010/ 495-036	515-015	500-017	505-016	510-032	131900
Note B	465-021	480-028	470-013	495-010/ 495-006	515-015	500-017	505-016	510-032	132200
Note AE 102-549	465-021	480-028	470-013	495-010/ 495-006	515-015	500-017	505-016	510-032	132200
Note AD 100-214	465-021	480-028	470-013	495-010/ 495-006	515-015	500-017	505-016	510-032	132400
Note AD 100-214	465-021			495-010/ 495-036	515-015	500-017	505-016	510-032	132900
102-549 100-442	465-021	480-028	470-013	495-010/ 495-006	515-015	500-017	505-016	510-032	133200
Note AD 100-214	465-021	480-028	470-013	495-010/ 495-036	515-015	500-017	505-115/ 505-016	510-032	135200
102-194/ 100-099			470-039	495-010/ 495-006		500-058			146400
Note AA			470-039	495-010/ 495-006		500-058			146700
100-578			470-039	495-010/ 495-006		500-058			147400
100-545			470-039	495-010/ 495-036		500-058			147700
Note W 102-194	465-054	480-083	470-039	495-051/ 495-028	515-049	500-066/ 500-629	505-131/ 505-032		170400
Note W 102-194	465-054	480-083	470-039	495-051/ 495-028	515-049	500-066/ 500-629	505-131/ 505-032		170400
Note AA 100-487	465-054	480-083	470-039	495-051/ 495-028	515-049	500-066/ 500-629	505-131/ 505-032		170700
Note W	465-054	480-083	470-039	495-051/ 495-028	515-049	500-066/ 500-629	505-032		171400
100-545	465-054	480-083	470-039	495-051/ 495-028	515-049	500-066/ 500-629	505-131/ 505-032		171700
Note WX 102-194	465-054	480-083	470-039	495-051/ 495-028	515-049	500-066/ 500-629	505-131/ 505-032	510-040	190400
Note AB 100-545	465-054	480-083	470-039	495-051/ 495-028	515-049	500-066/ 500-629	505-131/ 505-032	510-040	190700
Note AB 100-545	465-054	480-083	470-039	495-051/ 495-028	515-049	500-066/ 500-629	505-131/ 505-032	510-040	191700
Note AB 100-545	465-054	480-083	470-039	495-051/ 495-028	515-049	500-066/ 500-629	505-131/ 505-032	510-040	192700
Note AB 100-545	465-054	480-083	470-039	495-051/ 495-028	515-049	500-066/ 500-629	505-131/ 505-032	510-040	193700
Note E 100-073	465-054	480-083	470-039	495-051/ 495-028	515-049	500-066/ 500-629	505-131/ 505-032	510-040	194400
Note JC 102-863 N/A	465-054	480-083	470-039	495-051/ 495-028	515-049	500-066/ 500-629	505-131/ 505-032	510-040	197000
Note JC 102-863	465-054	480-083	470-039	495-051/ 495-028	515-049	500-066/ 500-629	505-044/ 505-032	510-040	195400
Note E 100-073 Note JC 102-863	465-054	480-083	470-039	495-051/ 495-028	515-049	500-066/ 500-629	505-131/ 505-032	510-040	195700
100-089 Note AK/JC 102-863	465-054	480-083	470-039	495-051/ 495-028	515-049	500-066/ 500-629	505-131/ 505-032	510-040	195700



Briggs & Stratton










Instructions on how to use our Quick Reference Charts: First, find the model number. When looking for a Briggs & Stratton model, it is found by the series. Example: If looking for a 96599 you would need to find 96500. After locating the model number, find the part needed across the top. Follow it down to the model number and order that Stens part number.

Model	 Breaker Assembly	 Condenser	 Coil	 Starter Spring	 Carburetor Diaphragm	 Carb. Float Valve	 Carb. Needle & Seat Kit	 Carburetor Repair Kit
196700	N/A	N/A	440-417	155-002	N/A			
200400	450-148	455-022	460-006	155-002	N/A		525-246	
220400			460-006	155-002	N/A	Note R 525-063	525-246	Note P 520-072
220700			Note I 460-006 Note N 440-417	155-002	N/A	Note R 525-063	525-246	520-164
221400			Note I 460-006 Note N 440-417	155-002	N/A	Note R 525-063	525-246	Note P 520-072
222400			Note I 460-006 Note N 440-417	155-002	N/A	Note R 525-063	525-246	Note P 520-072
231400				155-002	N/A	Note R 525-063	525-246	520-049
233400	450-148	455-022	Note I 460-006 Note N 440-417	155-002	N/A	Note R 525-063	525-246	520-049
243400	450-148	455-022	Note I 460-006 Note N 440-417	155-002	N/A	Note R 525-063	525-246	Note P 520-072
251400			460-006	155-002	N/A	Note R 525-063	525-246	Note P 520-072
251700			460-006	155-002	N/A	Note R 525-063	525-089	520-164
252400			Note I 460-006 Note N 440-417	155-002	N/A	Note R 525-063	525-246	Note P 520-072
252700			Note I 460-006 Note N 440-417	155-002	N/A	Note R 525-063		520-164
253400			Note I 460-006 Note N 440-417	155-002	N/A	Note R 525-063		
253700	N/A	N/A	440-417	155-002	N/A	525-063		520-164
254400	N/A	N/A	440-417	155-002	N/A	Note R 525-063	525-246	
254700	N/A	N/A	440-417	155-002	N/A	Note R 525-063		
255400	N/A	N/A	440-417	155-002	N/A	Note R 525-063		
255700	N/A	N/A	440-417	155-002	N/A	Note R 525-063		520-164
256700	N/A	N/A	440-417	155-002	N/A	Note R 525-063		520-164
257700	N/A	N/A	440-417	155-002	N/A			
260700	N/A	N/A	440-433	N/A	N/A			
261700	N/A	N/A	Note Z		N/A			
28A700								
28B700								
28C700								
28D700								
28M700								
280700	N/A	N/A	Note Z 440-433	155-002	N/A	Note R 525-063		520-164



Briggs & Stratton









Instructions on how to use our Quick Reference Charts: First, find the model number. When looking for a Briggs & Stratton model, it is found by the series. Example: If looking for a 96599 you would need to find 96500. After locating the model number, find the part needed across the top. Follow it down to the model number and order that Stens part number.

 Air Filter/ Pre-Filter	 Head Gasket	 Gasket Set	 Base Gasket	 Flywheel	 Piston & Pin	 Std Chrome	 EX IN	 Std. Rod	Model
				PTO					
Note AK 100-089	465-054	480-083	470-039	495-051/ 495-028	515-049	500-066/ 500-629	505-131/ 505-032	510-040	196700
102-194				495-051/ 495-028					200400
Note JC 102-863									
Note E 100-073	465-025	480-099	470-054	495-051/ 495-028	515-056	500-074/ 500-645	505-149/ 505-057		220400
100-198	465-025	480-091	470-047	495-028/ 495-044	515-056	500-074/ 500-645	505-057		220700
Note E 100-073	465-025	480-099	470-054	495-028/ 495-044	515-056	500-074/ 500-645	505-149/ 505-057		221400
Note E 100-073	465-025	480-099	470-054	495-028/ 495-044	515-056	500-074/ 500-645	505-149/ 505-057		222400
102-194				495-028/ 495-044					231400
Note W 102-194	465-037			495-051/ 495-044					233400
Note W 102-194	465-037			495-051 495-028					243400
Note G	465-025	480-099	470-054	495-028/ 495-044	515-056	500-074/ 500-645	505-149	510-065	251400
100-560	465-025	480-091	470-047	495-028/ 495-044	515-056	500-074/ 500-645	505-149	510-065	251700
Note G	465-025	480-099	470-054	495-028/ 495-044	515-056	500-074/ 500-645	505-149/ 505-057	510-065	252400
100-198	465-025	480-091	470-047	495-028/ 495-044	515-056	500-074/ 500-645	505-149/ 505-057	510-065	252700
Note AC			470-054	495-028/ 495-044	515-056	500-074/ 500-645	505-149/ 505-057	510-065	253400
Note AF 100-560	465-025	480-091	470-047	495-028/ 495-044	515-056	500-074 500-645	505-149/ 505-057	510-065	253700
Note 100-073	465-025	480-099	470-054	495-028/ 495-044	515-056	500-074/ 500-645	505-149/ 505-057	510-065	254400
Note JC 102-863	465-025	480-091	470-047	495-028/ 495-044	515-056	500-074/ 500-645	505-149/ 505-057	510-065	254700
Note AC			470-054	495-028/ 495-044	515-056	500-074/ 500-645	505-149/ 505-057	510-065	255400
100-560	465-025	480-091	470-047	495-028/ 495-044	515-056	500-074/ 500-645	505-149/ 505-057	510-065	255700
Note AF 100-560	465-025	480-091	470-047	495-028/ 495-044	515-056	500-074/ 500-645	505-149/ 505-057	510-065	256700
Note AK 100-089	465-025	480-091	470-047	495-028/ 495-044	515-056	500-074/ 500-645	505-149/ 505-057	510-065	257700
				495-028/ 495-044		500-074/ 500-645	505-149/ 505-057		260700
Note AG 100-800									261700
Note AK 100-089	465-025	480-149	470-088	495-028/ 495-044	515-056	500-074	505-135/ 505-139	510-065	28A700
Note AK 100-089	465-025	480-149	470-088	495-028/ 495-044	515-056	500-074	505-135/ 505-139	510-065	28B700
Note AK 100-089	465-025	480-149	470-088	495-028/ 495-044	515-056	500-074	505-135/ 505-139	510-065	28C700
Note AK 100-089	465-025	480-149	470-088	495-028/ 495-044	515-056	500-074	505-135/ 505-139	510-065	28D700
Note IB 100-085	465-025	480-149	470-088	495-028/ 495-044	515-056	500-074	505-135/ 505-139	510-065	28M700
Note AI 100-891	465-025	480-149	470-088	495-028/ 495-044	515-056	500-074/ 500-645	505-135/ 505-139	510-069/	280700



Briggs & Stratton










Instructions on how to use our Quick Reference Charts: First, find the model number. When looking for a Briggs & Stratton model, it is found by the series. Example: If looking for a 96599 you would need to find 96500. After locating the model number, find the part needed across the top. Follow it down to the model number and order that Stens part number.

Model	 Breaker Assembly	 Condenser	 Coil	 Starter Spring	 Carburetor Diaphragm	 Carb. Float Valve	 Carb. Needle & Seat Kit	 Carburetor Repair Kit
281700	N/A	N/A	Note Z 440-433	155-002	N/A	Note R 525-063		520-064
282700	N/A	N/A	Note Z 440-433	N/A	N/A			
283700	N/A	N/A	Note Z 440-433	155-002	N/A			
286700	N/A	N/A	Note Z 440-433	155-002	N/A			
288700			440-433					
289700	N/A	N/A	Note Z 440-433	155-002	N/A			
290400	N/A	N/A	Note Z 440-433 (2 used)		N/A			
290700	N/A	N/A	Note Z 440-433 (2 used)		N/A			
294400	N/A	N/A	Note Z 440-433 (2 used)		N/A			
294700	N/A	N/A	Note Z 440-433 (2 used)		N/A			
300400	450-148	455-022	460-006	N/A	N/A	525-063	525-246	
302400	450-148	455-022	460-006	155-002	N/A	525-063	525-246	520-072
303400	N/A	N/A	Note Z 440-433 (2 used)		N/A			
303700	N/A	N/A	Note Z 440-433 (2 used)		N/A			
320400	450-148	455-022	460-006	N/A	N/A	525-063	525-246	
326400	450-148	455-022	Note I 460-006 Note N 440-417	155-002	N/A	525-063	525-246	
400400	N/A	N/A	440-441	N/A	Note IH	525-063	N/A	520-080
400700	N/A	N/A	440-441	N/A	Note IH	525-063	N/A	520-080
401400	Note AM	Note AM	440-441	N/A	Note IH	525-063	N/A	520-080
401700	Note AM	Note AM	440-441	N/A	Note IH	525-063	N/A	520-080
402400	Note AM	Note AM	440-441	N/A	Note IH	525-063	N/A	520-080
402700	N/A	N/A	Note BB	N/A	Note IH	525-063	N/A	520-080
404400	N/A	N/A	Note BB	N/A	Note IH	525-063	N/A	520-080
404700	N/A	N/A	Note BB	N/A	Note IH	525-063	N/A	520-080
422400	Note AM	Note AM	Note AM	155-002	Note IH	525-063	N/A	520-080
422700	Note AM	Note AM	Note AM	N/A	Note IH	525-063	N/A	520-080
12A800	N/A	N/A	440-425	155-725	530-030	525-840	N/A	520-516
12D800	N/A	N/A	440-425	155-725	530-030	525-840	N/A	520-516
12E700	N/A	N/A	440-425	155-725	530-030	525-840	N/A	520-516



Briggs & Stratton









Instructions on how to use our Quick Reference Charts: First, find the model number. When looking for a Briggs & Stratton model, it is found by the series. Example: If looking for a 96599 you would need to find 96500. After locating the model number, find the part needed across the top. Follow it down to the model number and order that Stens part number.

 Air Filter/ Pre-Filter	 Head Gasket	 Gasket Set	 Base Gasket	 Flywheel	 Piston & Pin	 Std Chrome	 EX IN	 Std. Rod	Model
				PTO					
Note AI 100-891	465-025	480-149	470-088	495-028/ 495-044	515-056	500-074/ 500-645	505-135/ 505-139	510-065	281700
Note IB 100-085	465-025	480-149	470-088	495-028/ 495-044	515-056	500-074/ 500-645	505-135/ 505-139	510-065	282700
Note IB 100-085	465-025	480-149	470-088	495-028/ 495-044	515-056	500-074/ 500-645	505-135/ 505-139	510-065	283700
Note IB 100-085	465-025	480-149	470-088	495-028/ 495-044	515-056	500-074/ 500-645	505-135/ 505-139	510-065	286700
	465-025	480-149	470-088	495-028/ 495-044	515-056	500-074	505-135/ 505-139	510-065	288700
	465-025	480-149	470-088	495-028/ 495-044	515-056	500-074	505-135/ 505-139	510-065	289700
Note AH									290400
Note AH									290700
Note AH									294400
Note AH									294700
102-194									300400
Note E 100-073									302400
Note AH									303400
Note AH									303700
102-194									320400
Note E 100-073									326400
Note AJ 100-131	465-009 Cyl. # 1 465-017 Cyl. # 2	480-008		495-028/ 495-044	515-056	500-074 N/A	505-044/ 505-048		400400
Note AJ 100-164	465-009 Cyl. # 1 465-017 Cyl. # 2	480-008	470-017	495-028/ 495-044	515-056	500-074 N/A	505-131/ 505-048		400700
Note AJ 100-131	465-009 Cyl. # 1 465-017 Cyl. # 2	480-008		495-028/ 495-044			505-044/ 505-048		401400
Note AJ 100-164	465-009 Cyl. # 1 465-017 Cyl. # 2	480-008	470-017	495-028/ 495-044			505-044/ 505-048		401700
Note AJ 100-131	465-009 Cyl. # 1 465-017 Cyl. # 2	480-008		495-028/ 495-044	515-056	500-074 N/A			402400
Note AJ 100-164	465-009 Cyl. #1 465-017 Cyl. # 2	480-008	470-017	495-028/ 495-044	515-056	500-074 N/A	505-044/ 505-048		402700
Note AJ 100-131	465-009 Cyl. #1 465-017 Cyl. # 2	480-008		495-028/ 495-044	515-056	500-074 N/A	505-044/ 505-048		404400
Note AJ 100-164	465-009 Cyl. #1 465-017 Cyl. # 2	480-008	470-017	495-028/ 495-044	515-056	500-074 N/A	505-044/ 505-048		404700
Note AJ 100-131	465-009 Cyl. #1 465-017 Cyl. # 2	480-008		495-028/ 495-044	515-056	500-074 N/A			422400
Note AJ 100-164	465-009 Cyl. #1 465-017 Cyl. # 2	480-008	470-017	495-028/ 495-044	515-056	500-074			422700
102-549/ 100-442	465-029	480-024	470-037	495-010/ 495-055		500-177		510-057	12A800
102-549/ 100-442	465-029	480-024	470-037	495-010/ 495-055		500-177		510-057	12D800
102-549/ 100-442	465-029	480-024	470-037	495-010/ 495-055		500-177		510-057	12E700



Briggs & Stratton

Instructions on how to use our Quick Reference Charts: First, find the model number. When looking for a Briggs & Stratton model, it is found by the series. Example: If looking for a 96599 you would need to find 96500. After locating the model number, find the part needed across the top. Follow it down to the model number and order that Stens part number.

Model	 Breaker Assembly	 Condenser	 Coil	 Starter Spring	 Carburetor Diaphragm	 Carb. Float Valve	 Carb. Needle & Seat Kit	 Carburetor Repair Kit
12E800	N/A	N/A	440-425	155-725	530-030	525-840	N/A	520-516
12F700	N/A	N/A	440-425	155-725	530-030	525-840	N/A	520-516
12F800	N/A	N/A	440-425	155-725	530-030	525-840	N/A	520-516
12G700	N/A	N/A	440-425	155-725	530-030	525-840	N/A	520-516
12G800	N/A	N/A	440-425	155-725	530-030	525-840	N/A	520-516
12J800	N/A	N/A	440-425	155-725	530-030	525-840	N/A	520-516
12S800	/A	N/A	440-425	155-725	530-030	525-840	N/A	520-516
12T700	N/A	N/A	440-425	155-725	530-030	525-840	N/A	520-516
12T800	N/A	N/A	440-425	155-725	530-030	525-840	N/A	520-516

Note A: Use Briggs 398892 after code 85120500

Note B: If paper element, use Stens 100-081 air filter or 100-214 air filter and 100-669 pre-cleaner

Note C: If paper element, use Stens 100-081 air filter or 100-214 air filter and 100-669 pre-cleaner or 100-446 pre-cleaner

Note D: If foam filter, use Stens 100-560 air filter

Note E: Use Stens 100-685 pre-cleaner

Note F: If foam filter, use Stens 100-545 air filter

Note G: Use Stens 100-073 air filter and 100-685 pre-filter air filter and 102-426 pre-filter

Note H: Use Stens 155-010 starter spring on vertical pull starter

Note I: For breaker point ignition

Note J: For models with magnetron ignition, use Briggs & Stratton 490748

Note K: Use Briggs & Stratton 491538 on type number above 1000

Note L: Use Stens 102-525 foam filter on Sprint and Classic model; for paper cartridge, use Stens 100-214 air filter and for pre-cleaner use 100-669

Note N: For magnetron electronic ignition

Note O: Use Briggs & Stratton 396568 after code 83505200

Note P: Use Briggs & Stratton 394989 after code 81060200

Note Q: Use Stens 450-007 points after code 6906241

Note R: Use Briggs & Stratton 394683, if fuel pump equipped

Note S: Use Briggs & Stratton 491538 on type number above 1100

Note T: Use Stens 450-007 points after code 6909251

Note W: Use Stens 100-073 air filter and 100-685 pre-cleaner for type number above 0500

Note X: If 4 3/4" diameter foam element, use Stens 102-194 air filter

Note Y: Use Briggs & Stratton 398235 after code 84100800, on model 170400 above type #2000, model 190400 above type #2500, and model 195400 for type 0100-0400 and 2000-2099

Note Z: Use Briggs & Stratton 398811 before code 88090600

Note AA: Use Stens 100-545 air filter after code 6708011










Note AB: If paper element, use Stens 100-487 air filter

Note AC: Use Stens 102-426 pre-cleaner



Briggs & Stratton

Instructions on how to use our Quick Reference Charts: First, find the model number. When looking for a Briggs & Stratton model, it is found by the series. Example: If looking for a 96599 you would need to find 96500. After locating the model number, find the part needed across the top. Follow it down to the model number and order that Stens part number.

 Air Filter/ Pre-Filter	 Head Gasket	 Gasket Set	 Base Gasket	 Flywheel PTO	 Piston & Pin	 Std Chrome	 EX IN	 Std. Rod	Model
102-549/ 100-442	465-029	480-024	470-037	495-010/ 495-055		500-177		510-057	12E800
102-549/ 100-442	465-029	480-024	470-037	495-010/ 495-055		500-177		510-057	12F700
102-549/ 100-442	465-029	480-024	470-037	495-010/ 495-055		500-177		510-057	12F800
102-549/ 100-442	465-029	480-024	470-037	495-010/ 495-055		500-177		510-057	12G700
102-549/ 100-442	465-029	480-024	470-037	495-010/ 495-055		500-177		510-057	12G800
102-549/ 100-442	465-029	480-024	470-037	495-010/ 495-055		500-177		510-057	12J800
102-549/ 100-442	465-029	480-024	470-037	495-010/ 495-055		500-177		510-057	12S800
102-549/ 100-442	465-029	480-024	470-037	495-010/ 495-055		500-177		510-057	12T700
102-549/ 100-442	465-029	480-024	470-037	495-010/ 495-055		500-177		510-057	12T800

Note AD: Use Stens 100-669 pre-cleaner for canister filter; if panel filter required, use Stens 102-549 air filter

Note AE: Use Stens 100-442 pre-cleaner

Note AF: If paper element, use Stens 100-073, 100-891 or 100-198 air filters

Note AG: Use Stens 102-103 pre-cleaner

Note AH: Use Stens 100-073 or 100-131 air filters

Note AI: Use Stens 100-842 pre-cleaner

Note AJ: Use Stens 100-743 pre-cleaner

Note AK: Use Stens 100-227 pre-cleaner

Note AM: For models with point ignition, use Briggs & Stratton 393403 points, Briggs & Stratton 392912 condenser, Briggs & Stratton 392329 coil.
For models with magnetron ignition, use Stens 440-441

Note BA: If paper element, use Stens 100-081 air filter and 100-669 pre-cleaner

Note BB: For models with magnetron ignition, use Stens 440-441

Note BC: For Pulsa-Prime model, use Stens 530-105 diaphragm

Note IA: For models with magnetron ignition, use Briggs & Stratton 440425

Note IB: Use Stens 100-219 pre-cleaner

Note IC: Use Stens 100-123 pre-cleaner

Note ID: For type below 2300, 5100-5199

Note IE: For type 2900-4100, 5200-5600

Note IF: For type 0100-0300, 2000-2200

Note IG: For type 0301-0499, 2200-2299, above 4000 use Briggs & Stratton 23F533

Note IH: Use Stens 520-106 fuel pump kit

Note II: After code 81032700, use Stens 520-064 carburetor repair kit

Note IJ: For types 0019, 0103, 0124, 0156, use Stens 495-051 oil seal; for types 0116, 0131, 0159 use Briggs & Stratton 692019

Note IK: For types 0026, 0115, 0129, 0151, 0160, 0162, 0163, 0164, 0166, 0199, 0211, 0244, 0252, 0292, 0626, 0752, use Briggs & Stratton 692019

Note JB: Use Briggs & Stratton 261357 after code 85120500

Note JC: Foam filter