





























Exmark

	STENS NO.	OEM NO.	DESCRIPTION/FITS MODELS
	120-380	1-513211	TRANSMISSION FILTER 3/4"-16 THD; 10 micron
	210-165	1-603299	PLASTIC DECK WHEEL 5-275 size
	210-169	103-3168	PLASTIC DECK WHEEL KIT Fits Explorer, Metro, Turf Ranger, Turf Tracer, Viking and Lazer Z
	225-205	1-603602	ROLLER BEARING Fits our 210-165 deck wheel
	225-722	303514	BUSHING 7/8" ID x 1 1/8" OD x 1 1/4" HT
	230-090	1-303543	SPINDLE BEARING .984" ID x 2.441" OD x .669" HT
	240-852	1-603841	HYDRO PUMP Fits model Lazer Z
	240-856	1-613042	HYDRO PUMP Fits model Turf Tracer
	241-200	103-2913/ 103-4079	SHOCK DAMPER Fits model Lazer Z
	265-134	1-633127	OEM SPEC BELT 5/8" W x 146" L Fits model Lazer Z, 60" cut decks
	265-137	1-633173	OEM SPEC BELT 5/8" W x 111 1/4" L
	280-408	1-303076	HEAVY-DUTY FLAT IDLER 3/8" ID x 3 1/4" OD x 1 3/16" HT
	285-821	1-303314	CASTER SPACER 7/8" ID x 1 1/2" OD x 1/2" HT
	290-799	1-603336	CHOKE CABLE Fits models 52"-60" Turf Tracer
	310-045	103-6583	HEAVY-DUTY BLADE 16 1/4" L; 5/8" center hole
	355-008	1-403026/ 103-6583	BLADE 16 1/4" L; 5/8" center hole
	355-016	103-6584	BLADE 18" L; 5/8" center hole
	355-028	103-6581	MULCHING BLADE 16 1/4" L; 5/8" center hole

Exmark (Cont.)

	STENS NO.	OEM NO.	DESCRIPTION/FITS MODELS
	355-036	103-2530	BLADE 20 1/2" L; 5/8" center hole
	355-044	1-633482/ 103-2528	Hil-LIFT BLADE 17 15/16" L; 5/8" center hole
	355-052	1-603874/ 103-3231	MULCHING BLADE 20 1/2" L; 1/2" center hole
	355-061	1-303527/ 103-1578	BLADE 18" L; 5/8" center hole
	355-079	103-6582	MULCHING BLADE 17 15/16" L; 5/8" center hole
	355-105	1-613112	MULCHING BLADE 20 7/16" L; 5/8" center hole
	355-117	103-2531	BLADE 24 7/16" L; 5/8" center hole
	355-233	1-603283/ 103-3233	BLADE 20 1/2" L; 1/2" center hole
	410-308	1-303164/ 1-323539	BLADE SPACER 5/8" ID x 1" OD x 1/4" THK
	430-029	1-403121	STARTER SWITCH Magneto type; 2 positions; 2 terminals