























Scag

	STENS NO.	OEM NO.	DESCRIPTION/FITS MODELS
	120-372	48462-01	TRANSMISSION FILTER 1"-12 THD; 10 micron
	125-033	48311	GAS CAP Fits walk behinds
	225-722	48100-01	BUSHING 7/8" ID x 1 1/8" OD x 1 1/4" HT
	230-090	48101-02	SPINDLE BEARING .984" ID x 2.441" OD x .669" HT
	240-860	46513	COUPLER 5/8" splined ID x 1.138" OD x 2" HT
	240-888	481581	COUPLER 5/8" splined ID x 1 3/16" OD x 2" HT; 9 tooth spline
	265-007	482281	OEM SPEC BELT 5/8" W x 121" L
	265-215	48202A	OEM SPEC BELT 1 1/8" W x 52 1/4" L
	280-164	48068	HEAVY-DUTY FLAT IDLER 1/2" ID x 4 5/8" OD x 1" HT
	280-236	482416	HEAVY-DUTY FLAT IDLER 3/8" ID x 6" OD x 1 1/4" HT
	285-103	04029-03	KNOB Fits model Turf Tiger; 3/8"-16 internal THD

Scag (Cont.)

	STENS NO.	OEM NO.	DESCRIPTION/FITS MODELS
	285-597	46631	SPINDLE ASSEMBLY Fits models Turf Tiger 52"-61" 1995 and newer
	285-676	43032	SWIVEL 3/8"-16 THD
	285-821	43037-01	CASTER SPACER 7/8" ID x 1 1/2" OD x 1/2" HT
	340-109	481706	BLADE 16 1/2" L; 5/8" center hole
	340-113	481710	HI-LIFT BLADE 16 1/2" L; 5/8" center hole
	340-117	48111	BLADE 21" L; 5/8" center hole
	340-121	481711	HI-LIFT BLADE 18" L; 5/8" center hole
	340-129	48112	BLADE 24 1/2" L; 5/8" center hole
	340-158	481707	BLADE 18" L; 5/8" center hole
	430-029	48609	STARTER SWITCH Magneto type; 2 positions; 2 terminals
	430-538	48017	STARTER SWITCH Magneto type; 3 positions; 5 terminals